

**PROFILA**  
SP300 STANDARD FLOW

**DIGGA**



**PROFILA**

The Digga Profila is perfect for planing (mill) rock, concrete and asphalt.

**Features:**

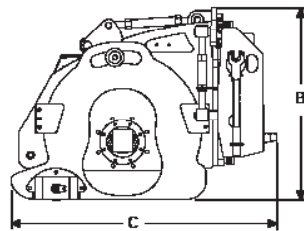
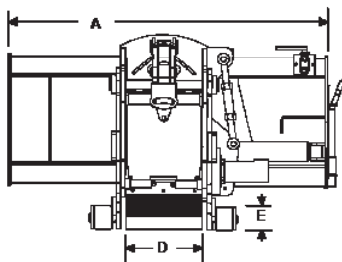
- Digga Planetary drive delivers high torque.
- All purpose picks for use on both asphalt and concrete.
- Independent self-leveling depth adjustment plates which allow for precise lapping cuts and taper cuts.
- Manual depth and tilt options available.
- Convenient ergonomic electro-hydraulic control joystick for depth, tilt and side shift (Optional).
- Water nozzle kit for dust suppression supplied as standard.
- Solid hardened steel wheels with greaseable manifold pins and secluded greased zerks.
- 300mm Standard Drum.
- 1 year limited warranty.

**Machine suitability:**

Skid Steer Loaders.

**Ideal Use**

Plane (mill) rock, concrete and asphalt.



Specifications	SP300
A Width (overall)	1320 mm
B Height (overall)	816 mm
C Length (overall)	1110 mm
D Planing Width	305 mm
E Planing Depth	0 - 127 mm
Drum Diameter	482 mm
Number of picks (Std Drum)	37
Weight	680 kgs
Hydraulic Flow Required	45 - 84 LPM
HP Range	25 - 33 HP
Operating Pressure (BAR)	170 - 240
Tilt	11°
Side Shift (centre to right)	0 mm - 482 mm

Contact your local professional dealer or contact Digga direct

THE BEST DOWNUNDER

**DIGGA**

PHONE: 1300 2 DIGGA EMAIL: [info@digga.com](mailto:info@digga.com) WEB: [www.digga.com](http://www.digga.com)

QLD, NT  
4 Octal Street  
Yatala QLD 4207

NSW, ACT  
Unit 2, 36 Bluett Drive  
Smeaton Grange NSW 2567

VIC, SA, TAS  
27 Metcalf Street  
Dandenong VIC 3175

WA  
6/15 Yampi Way  
Willeton WA 6155



**PROFILA - HP450 - HP600**  
HIGH FLOW MODELS

**DIGGA**



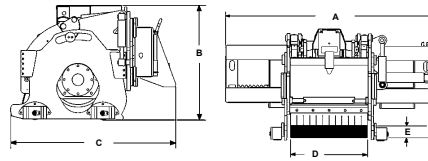
The Digga Profila is perfect for planing (mill) rock, concrete and asphalt.

**Features:**

- Digga Planetary drive delivers high torque
- 100 - 150kg heavier than like size opposition models. Helps it stay in the cut.
- Independent self-leveling depth adjustment plates featuring both skids and rollers allow for precise lapping cuts and taper cuts
- Solid hardened steel wheels with greaseable manifold pins and secluded greased zerks
- High rear spoil clearance to prevent recirculation of material. Approx 225mm from bottom of frame to road surface.
- Convenient ergonomic electro-hydraulic control joystick for depth, tilt and side shift standard
- Water nozzle kit for dust suppression supplied as standard. (water tank sold separately)

**Machine suitability:** High Flow Skid Steer Loaders.

Superior scarification pattern ensures better bonding of new asphalt.



Model	HP450	HP600
A Width (overall)	1776 mm	1776 mm
B Height (overall)	878 mm	878 mm
C Length (overall)	1277 mm	1277 mm
D Planing Width	457 mm	610 mm
E Planing Depth	0 - 127 mm	0 - 127 mm
Drum Diameter	560 mm	560 mm
Number of picks	45	57
Weight	997 kgs	1088 kgs
Hydraulic Flow - LOW	83 - 106 LPM	
Hydraulic Flow - STD	109 - 132 LPM	
Hydraulic Flow - HIGH	136 - 166 LPM	
HP Range - LOW Flow	36 - 48HP	
HP Range - STD Flow	48 - 58HP	
HP Range - HIGH Flow	60 - 71HP	
Operating Pressure (BAR)	170 - 240	
Tilt	8°	
Side Shift (centre to right)	-75mm - 560mm	

**Contact your local professional dealer or contact Digga direct**

THE BEST DOWNUNDER

**DIGGA**

PHONE: 1300 2 DIGGA EMAIL: [info@digga.com](mailto:info@digga.com) WEB: [www.digga.com](http://www.digga.com)

QLD, NT  
4 Oetal Street  
Yatala QLD 4207

NSW, ACT  
Unit 2, 36 Bluett Drive  
Smeaton Grange NSW 2567

VIC, SA, TAS  
27 Metcalf Street  
Dandenong VIC 3175

WA  
6/15 Yampi Way  
Willeton WA 6155

